



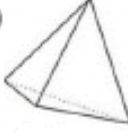


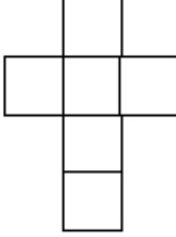
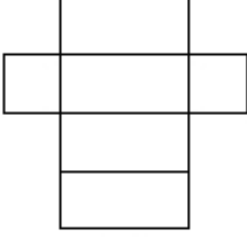
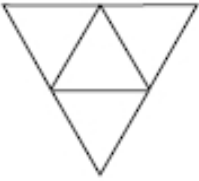
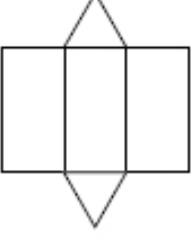
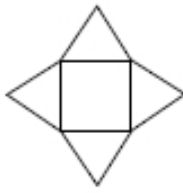
Nom – Prénom : _____

MATHÉMATIQUES

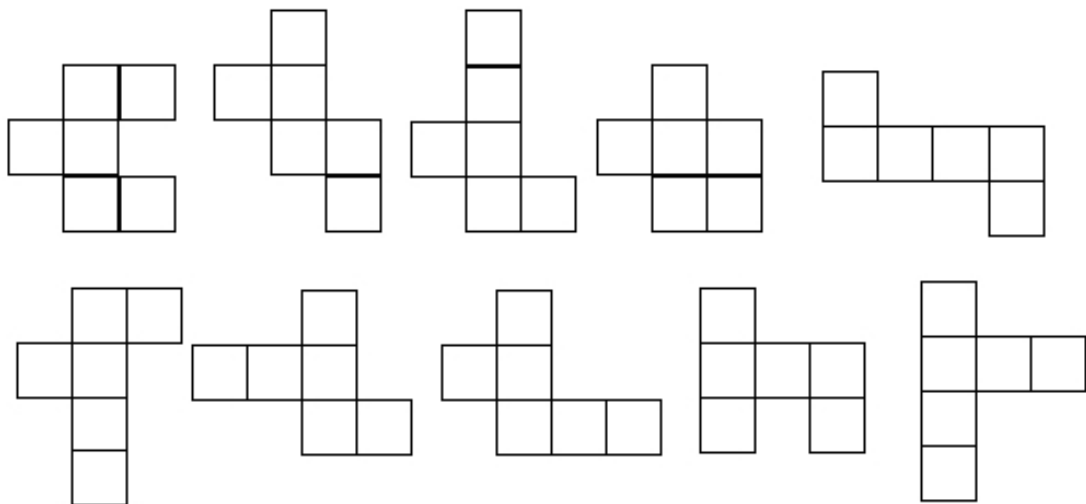
Géométrie et Espace CM1 - « Je m'entraîne »

JE M'ENTRAINE	COMPÉTENCE	CODE
GE12	Je repère et trace des patrons de cube.	




Exercice 1 : Associe chaque solide à son patron.

① 	② 	③ 	④ 	⑤ 
La pyramide	Le cube	Le tétraèdre	Le pavé	Le prisme
				
<input type="radio"/>	<input type="radio"/>	<input type="radio"/>	<input type="radio"/>	<input type="radio"/>

Exercice 2 : Colorie les patrons de cube corrects.



Exercice 3 : Dessine 3 patrons de cube différents de l'exercice précédent.



Nom - Prénom : _____



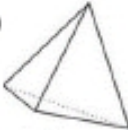
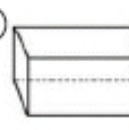

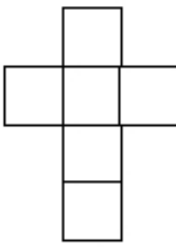
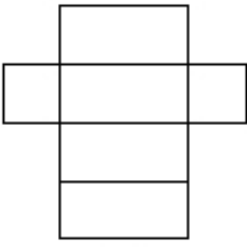
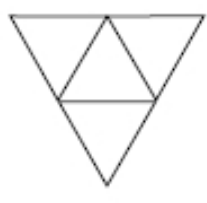
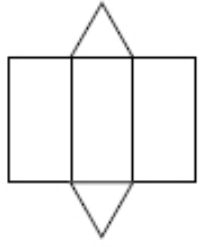
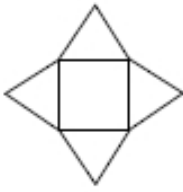
MATHÉMATIQUES

Géométrie et Espace CM1 - « Je m'entraîne » CORRIGES

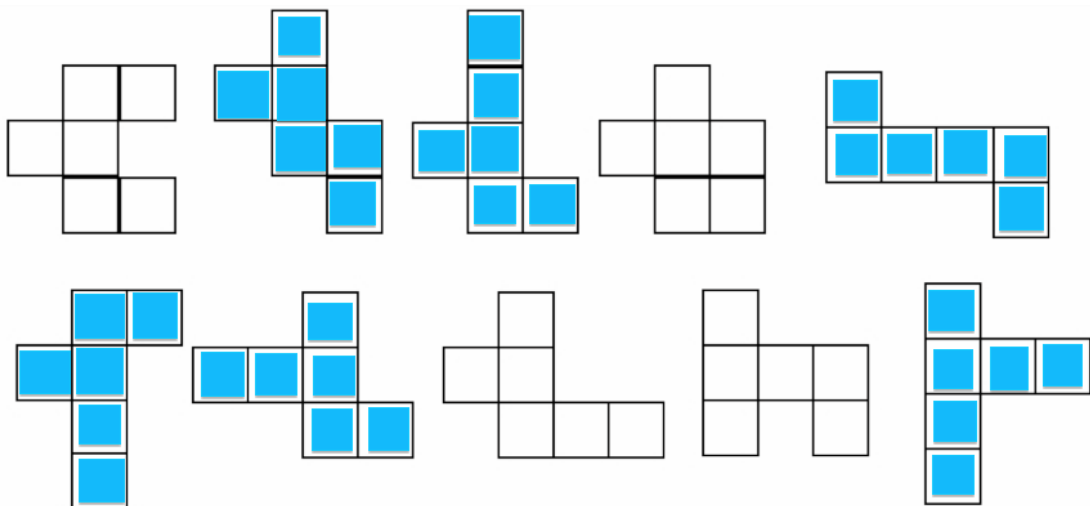
Nombre de réussites	14	De 10 à 13	De 4 à 9	< 4
Code de validation	●	●	●	●

JE M'ENTRAINE	COMPÉTENCE	CODE
GE12	Je repère et trace des patrons de cube.	

Exercice 1 : Associe chaque solide à son patron.

① 	② 	③ 	④ 	⑤ 
La pyramide	Le cube	Le tétraèdre	Le pavé	Le prisme
				
2	4	3	5	1

Exercice 2 : Colorie les patrons de cube corrects.



The image shows ten different nets of a cube. The correct ones are shaded in blue. There are 5 correct nets: the second, third, fourth, seventh, and eighth nets from the top row. The first, fifth, sixth, and ninth nets are not shaded, indicating they are incorrect.

Exercice 3 : Dessine 3 patrons de cube différents de l'exercice précédent.

