

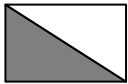



Nom – Prénom : _____

MATHÉMATIQUES

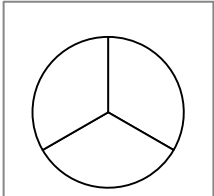
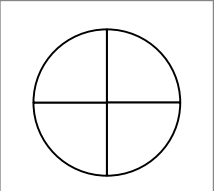
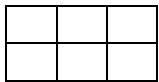


Fractions CM2 - « Je m'entraîne »

JE M'ENTRAÎNE	COMPÉTENCE	CODE
F2	J'écris et je représente des fractions simples.	

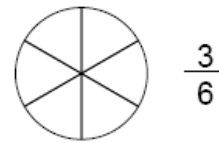
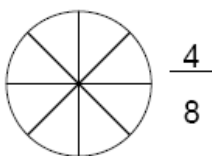
Exercice 1 : Quelle fraction de chaque figure représente la partie grise ?

			
—	—	—	—

Exercice 2 : Colorie ce que représente chaque fraction.

$\frac{2}{3}$ 	$\frac{3}{4}$ 	 $\frac{5}{6}$
$\frac{2}{7}$ 		$\frac{3}{10}$ 

Exercice 3 : Colorie la fraction demandée.







Nom – Prénom : _____

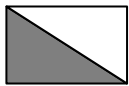



MATHÉMATIQUES

Fractions CM2 - « Je m'entraîne » corrigés

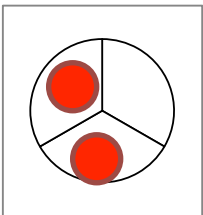
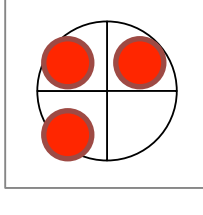
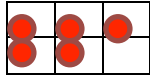


JE M'ENTRAINE	COMPÉTENCE	CODE
F2	J'écris et je représente des fractions simples.	

Nombre de réussites	13	De 9 à 12	De 4 à 8	< 4
Code de validation				

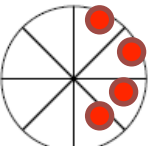
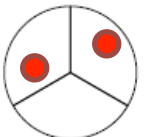
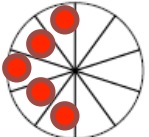
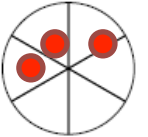
Exercice 1 : Quelle fraction de chaque figure représente la partie grise ?

			
$\frac{1}{2}$	$\frac{1}{4}$	$\frac{3}{7}$	$\frac{7}{16}$

Exercice 2 : Colorie ce que représente chaque fraction.

$\frac{2}{3}$ 	$\frac{3}{4}$ 	$\frac{5}{6}$ 
$\frac{2}{7}$ 	$\frac{3}{10}$ 	

Exercice 3 : Colorie la fraction demandée.

 $\frac{4}{8}$	 $\frac{2}{3}$	 $\frac{5}{10}$	 $\frac{3}{6}$
---	---	--	---