



Fractions

Source : Méthode Heuristique des Maths

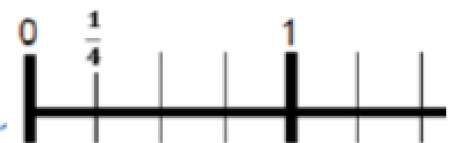
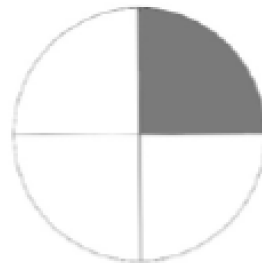
JE PROGRESSE	COMPÉTENCE	CODE
F2	J'écris et je représente des fractions simples.	

Je m'auto-positionne

1	2	3	4	5
6	7	8	9	10

Les différentes représentations d'une fraction

Numérateur :
Nombre de parts coloriées



Dénominateur :
En combien de parts on partage

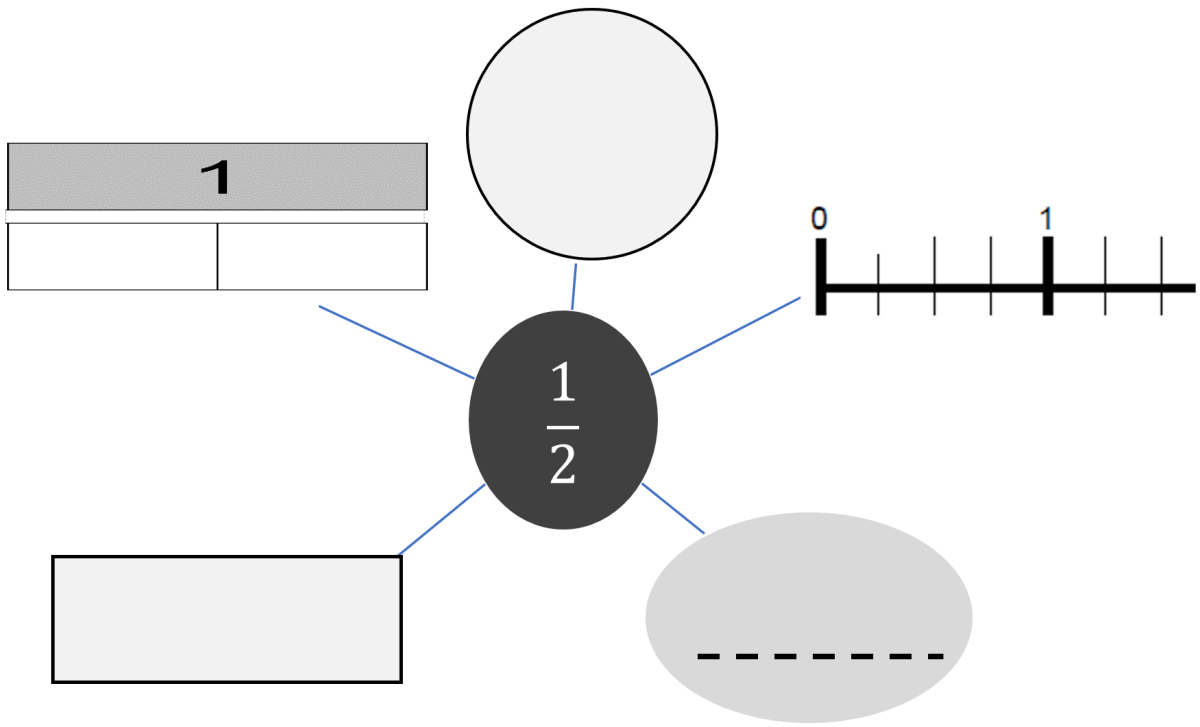
$$\frac{1}{4}$$

un
quart

F2

Fractions

1

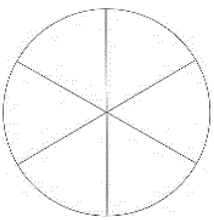
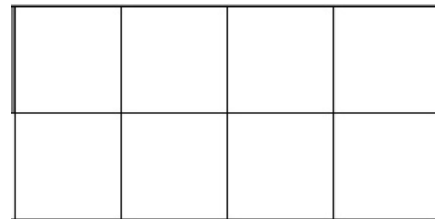

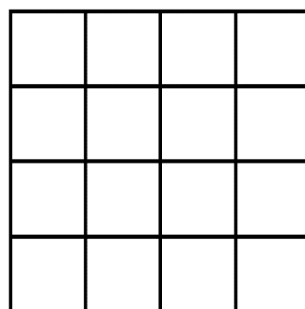


F2

Fractions

2

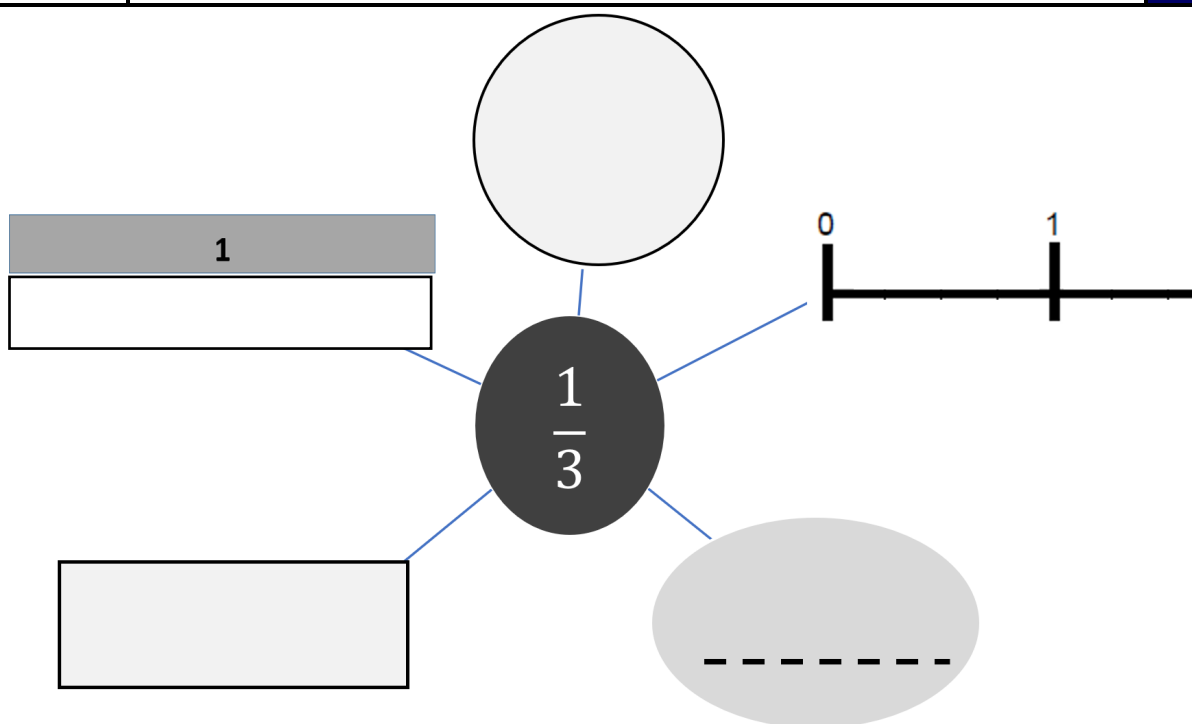
Colorie les fractions demandées :

 $\frac{1}{6}$  $\frac{4}{8}$  $\frac{7}{9}$  $\frac{5}{16}$

F2

Fractions

3



+

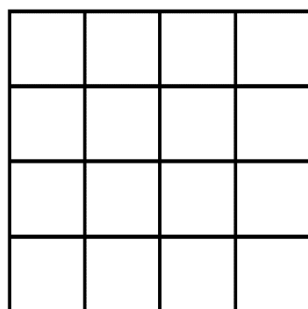
+

F2

Fractions


4

Sur la figure : colorie $\frac{1}{16}$ du carré en rouge + colorie $\frac{4}{16}$ en vert :

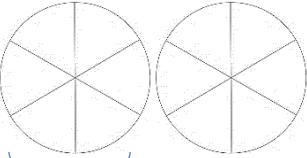
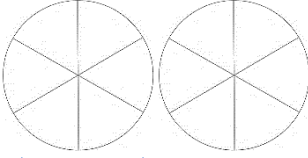
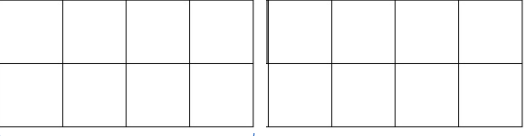
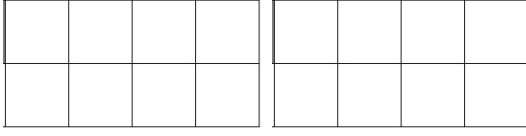










+

+

F2	<h1>Fractions</h1>	5
<p>Partage ce rectangle en 5 parties égales et colorie alors $\frac{1}{5}$ du rectangle :</p> <div style="text-align: center;"></div>		

+

F2	<h1>Fractions</h1>	6				
<p>Colorie les fractions demandées :</p> <table border="0" style="width: 100%;"><tr><td data-bbox="108 1245 796 1585" style="width: 50%;"> $\frac{7}{6}$</td><td data-bbox="796 1245 1485 1585" style="width: 50%;"> $\frac{11}{6}$</td></tr><tr><td data-bbox="108 1585 796 1921"> $\frac{12}{8}$</td><td data-bbox="796 1585 1485 1921"> $\frac{15}{8}$</td></tr></table>			 $\frac{7}{6}$	 $\frac{11}{6}$	 $\frac{12}{8}$	 $\frac{15}{8}$
 $\frac{7}{6}$	 $\frac{11}{6}$					
 $\frac{12}{8}$	 $\frac{15}{8}$					

+

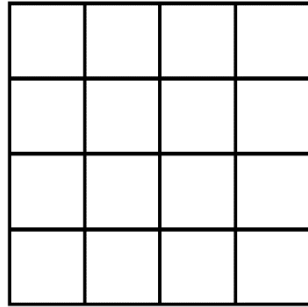
+

F2

Fractions

7

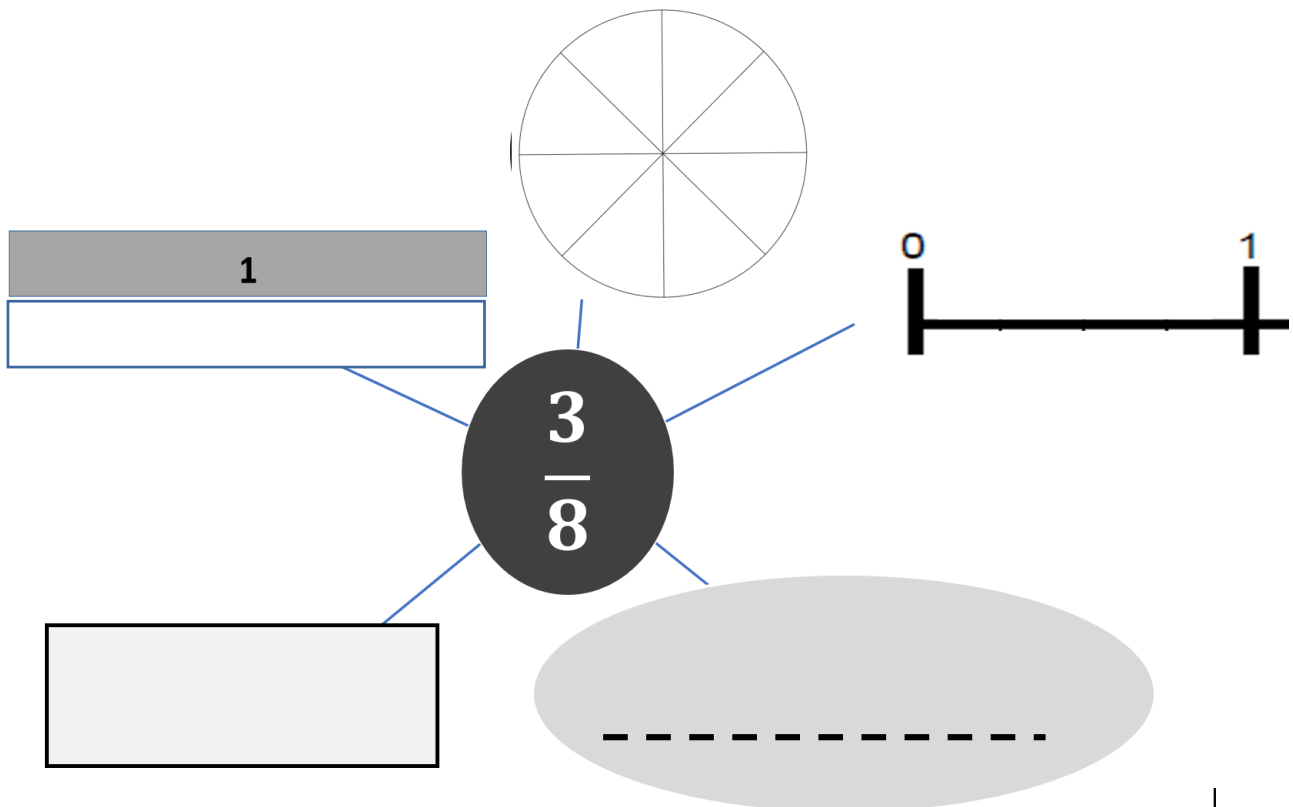
Partage ce carré en 4 parties égales et colorie alors $\frac{1}{4}$ du carré :



F2

Fractions

8

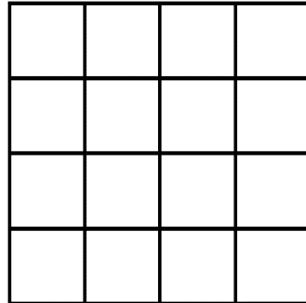


F2

Fractions

9

Sur la figure : colorie $\frac{3}{16}$ du carré en rouge et $\frac{3}{8}$ en bleu:



+


F2

Fractions

10

Sur la figure qui compte 100 cases :

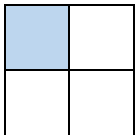
colorie $\frac{2}{100}$ du carré en rouge + colorie $\frac{1}{2}$ en vert et $\frac{1}{10}$ en bleu:



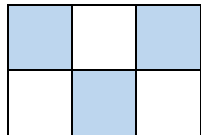
Exercices « EVALUATION »
Fractions - CM1

JE M'EVALUE	COMPÉTENCE	CODE
F2	J'écris et je représente des fractions simples.	

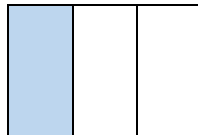
Exercice 1 : Ecris la fraction qui correspond à la partie colorée.



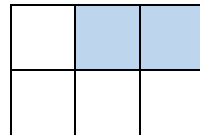
.....




.....



.....

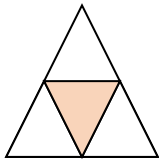


.....

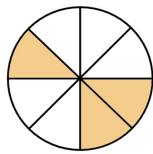


.....

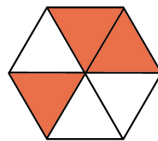
Exercice 2 : Ecris la fraction qui correspond à la partie colorée.



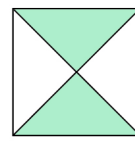
.....



.....




.....

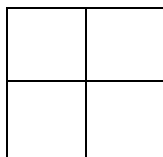


.....

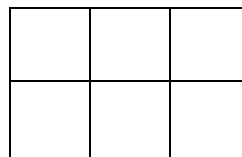
Exercice 3 : Colorie dans chaque figure la partie qui correspond à la fraction.



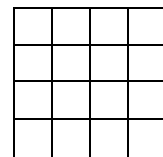
$$\frac{3}{8}$$



$$\frac{1}{4}$$



$$\frac{4}{6}$$



$$\frac{12}{16}$$