








Fractions

Source : Méthode Heuristique des Maths

JE PROGRESSE	COMPÉTENCE	CODE
F2	J'écris et je représente des fractions simples.	

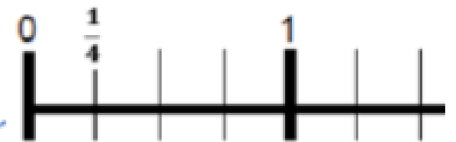
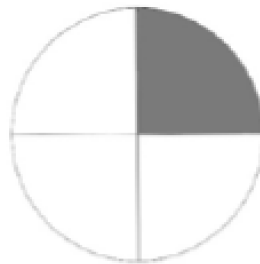
Nombre de réussites	10	7 à 9	3 à 6	< 3
Code de validation				



Les différentes représentations d'une fraction

Numérateur :

Nombre de parts coloriées







$$\frac{1}{4}$$

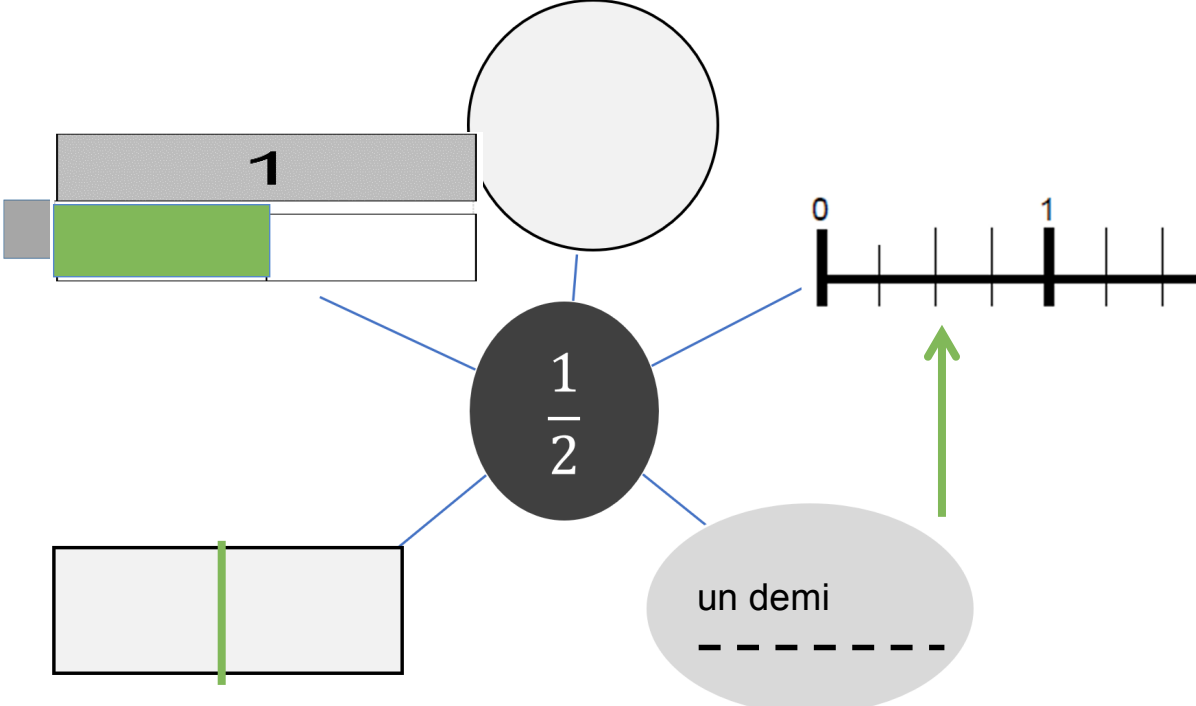
Dénominateur :





En combien de parts on partage

un
quart

Nombre de réussites	5	3 ou 4	2	< 2
Code de validation				

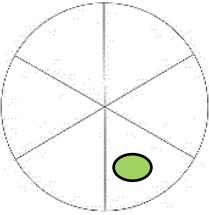
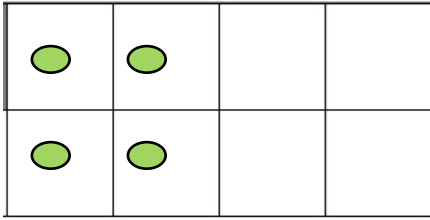
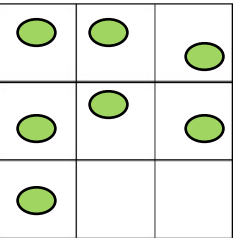
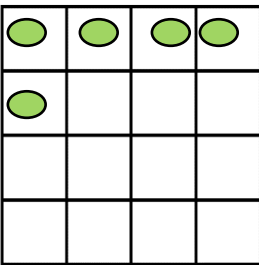
F2	Fractions	1
----	-----------	---







Nombre de réussites	4	3	2	< 2
Code de validation				

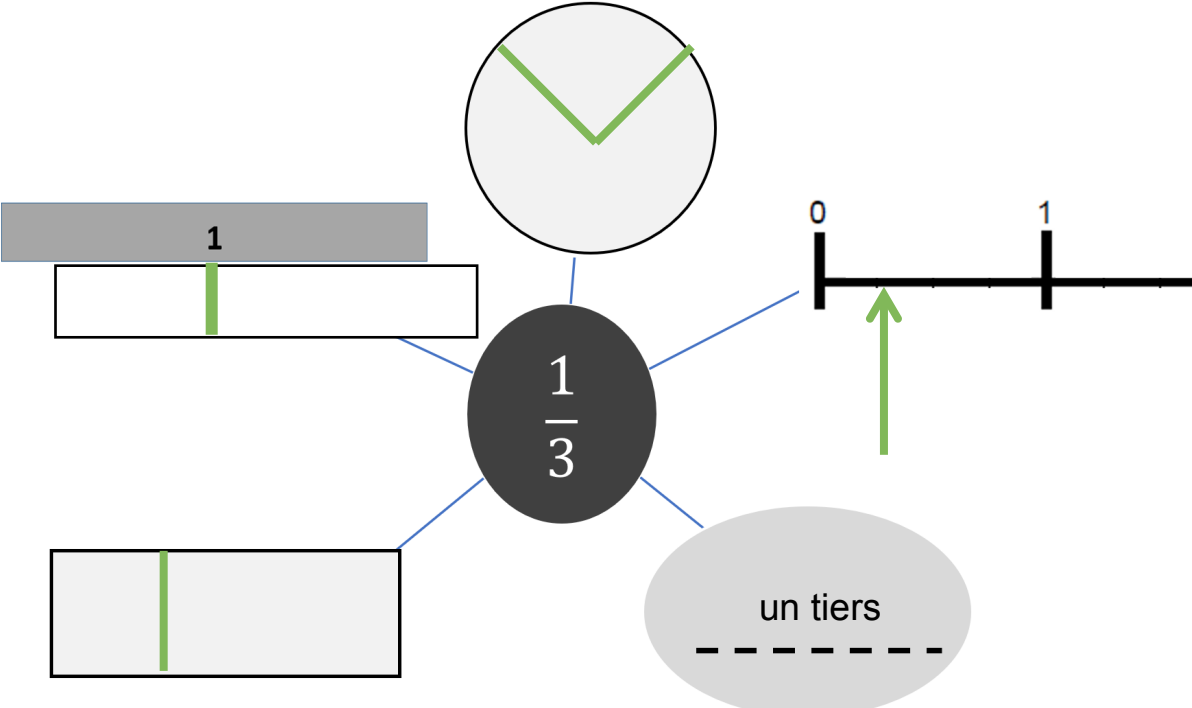
F2	Fractions	2
----	-----------	---




Colorie les fractions demandées :

 $\frac{1}{6}$	 $\frac{4}{8}$
 $\frac{7}{9}$	 $\frac{5}{16}$

Nombre de réussites	5	3 ou 4	2	< 2
Code de validation				

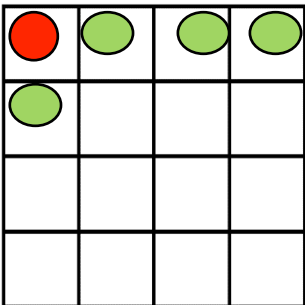
F2	Fractions	3
----	-----------	---






Nombre de réussites	2	1	< 1
Code de validation			

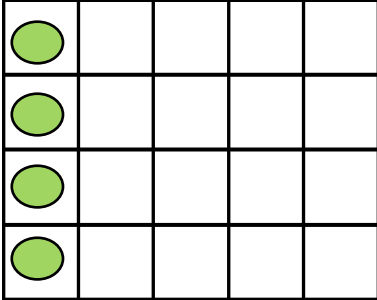
F2	Fractions	4
----	-----------	---

Sur la figure : colorie $\frac{1}{16}$ du carré en rouge + colorie $\frac{4}{16}$ en vert :







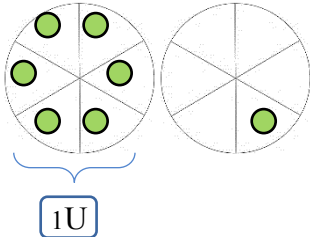
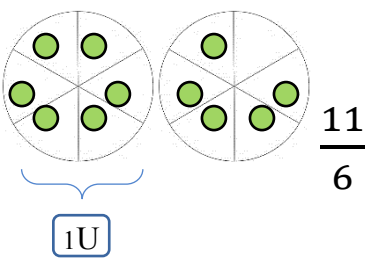
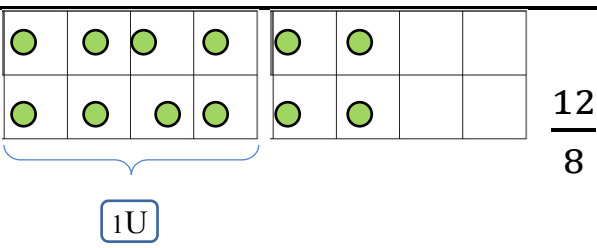
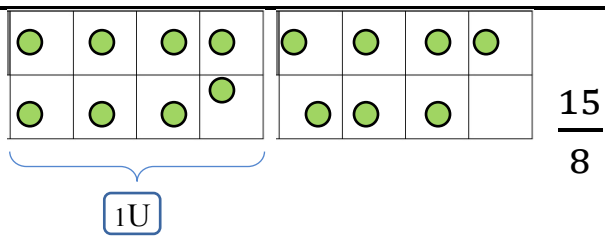
+

Nombre de réussites	2	1	< 1
Code de validation			




F2	Fractions	5
<p>Partage ce rectangle en 5 parties égales et colorie alors $\frac{1}{5}$ du rectangle :</p> <div style="text-align: center; margin: 20px 0;">  </div>		

+

Nombre de réussites	4	3	2	< 2
Code de validation				

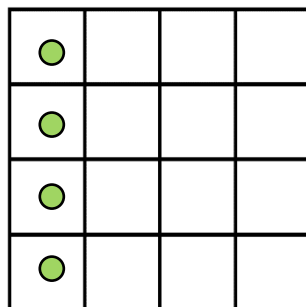
F2	Fractions	6
<p>Colorie les fractions demandées :</p>		
 $\frac{7}{6}$	 $\frac{11}{6}$	
 $\frac{12}{8}$	 $\frac{15}{8}$	





+

Nombre de réussites	2	1	< 1
Code de validation			

F2	Fractions	7
----	-----------	---




Partage ce carré en 4 parties égales et colorie alors $\frac{1}{4}$ du carré :

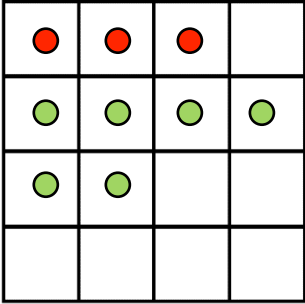


Nombre de réussites	5	3 ou 4	2	< 2
Code de validation				





F2	Fractions	8
----	-----------	---

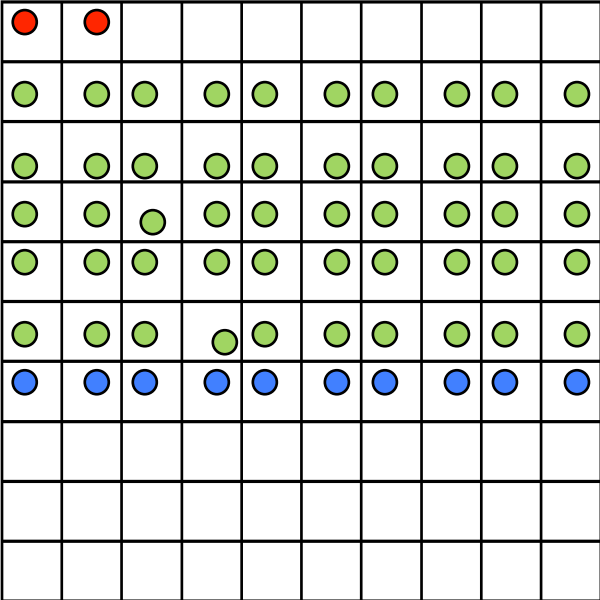
+

Nombre de réussites	2	1	< 1
Code de validation			





F2	<h1>Fractions</h1>	9
<p>Sur la figure : colorie $\frac{3}{16}$ du carré en rouge et $\frac{3}{8}$ en bleu:</p>		
		

+

Nombre de réussites	3	2	1	< 1
Code de validation				

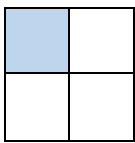
F2	<h1>Fractions</h1>	10
<p>Sur la figure qui compte 100 cases :</p>		
<p>colorie $\frac{2}{100}$ du carré en rouge + colorie $\frac{1}{2}$ en vert et $\frac{1}{10}$ en bleu:</p>		
		

Fractions CM1 - Corrigés

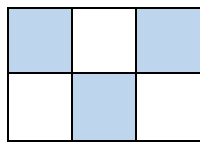
Nombre de réussites	13	De 9 à 12	De 4 à 8	< 4
Code de validation				

JE M'EVALUE	COMPÉTENCE	CODE
F2	J'écris et je représente des fractions simples.	

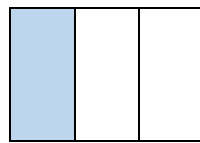
Exercice 1 : Ecris la fraction qui correspond à la partie colorée.



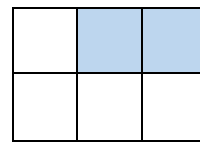
$$\frac{1}{4}$$




$$\frac{3}{6}$$



$$\frac{1}{3}$$

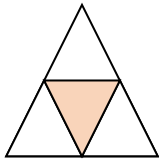


$$\frac{2}{6}$$

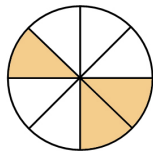


$$\frac{1}{2}$$

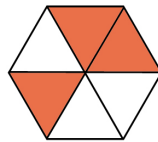
Exercice 2 : Ecris la fraction qui correspond à la partie colorée.



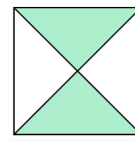
$$\frac{1}{4}$$



$$\frac{3}{8}$$

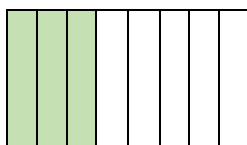


$$\frac{3}{6}$$

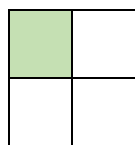


$$\frac{2}{4}$$

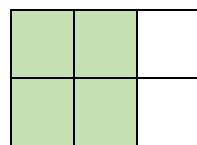
Exercice 3 : Colorie dans chaque figure la partie qui correspond à la fraction.



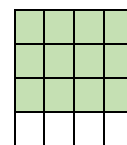
$$\frac{3}{8}$$



$$\frac{1}{4}$$



$$\frac{4}{6}$$



$$\frac{12}{16}$$